






# Libby & OverDrive How-To Tips For Mobile Devices (iOS/Apple & Android)

## Downloading Libby (iOS/Apple & Android)

- From your home Screen, go to Play Store  or App Store  or 
- Within the app store search for Libby
  - *It should show up as "Libby by Overdrive"*
- Should look like this:  or 
- Select "Get" and install application
- Once Libby has been installed, open
- Libby will ask you a series of questions to help get you started:
  - *Do you have a library card?*
    - *Answer yes, if you do*
  - *Would you like to locate your library?*
    - *Answer yes to search for library*
    - *Select BCCLS-Mahwah Option*
  - *Will you be reading in Libby or on another device?*
  - *If you are not using this device as a third party application for your e-reader answer "you will be reading in Libby"*
- Sign in with your library card and select "Enter the Library"
- You did it!

# Libby & OverDrive How-To Tips For Mobile Devices (iOS/Apple & Android)

## Libby Home Screen (iOS/Apple & Android)

*From the Home Screen, Libby is very easy to navigate!*

- Using the magnifying glass at the top left of the library home page you can search for titles/authors
- Also the top left of the library page you will see a plus sign for preferences, where you can place filters based on your reading needs
  - *Example if you only want audiobooks that are available or you only want non-fiction ebooks choices to show on the home screen*
  - *Once you change your preferences select "Apply Preferences"*
- At the top right of the home page you will see the Libby icon, where you can see your settings: Library, Library Card, and Help options to further explore Libby
  - *You can have more than one card attached to your app*
  - *For example, you have a child/ relative who reads on your device*
- At the bottom left of the screen is the library home button, which navigates you back to the home screen if you get lost while browsing
- At the bottom right of the screen is your bookshelf where you can manage your loans and see your history.
- Once you have found a book to read/listen to select "Borrow" if the item is available. If it is not available select "Place Hold" to be put in line for the next available copy
  - *If you are planning on going on a trip where you are not connected to wifi it is important to download reading/listening materials connected to wifi before starting your trip so you will have access to materials*